

3

Teacher's notes

Reinforcement worksheet 1

- Pupils unjumble the words.

Key: 1 camera, 2 robot, 3, lorry, 4 kite, 5 watch, 6 computer game.

- **Optional follow-up activity:** Pupils work in pairs, A and B. Pupil A names one of the toys on the spinner. Pupil B spins the spinner. If it lands on the toy Pupil A has chosen, Pupil A gets a point. Pupils exchange roles. After a set amount of time, stop the activity and check who has the most points.

Reinforcement worksheet 2

- Pupils begin by tracing the toy on each child. They then fill in the gaps.

Key: 1 ball, Anna, 2 robot, Ben, 3 camera, Nick, 4 lorry, Kim, 5 watch, Sue, 6 kite, Tony.

- **Optional follow-up activity:** Pupils work in pairs and play *Snap!* They cut out the individual cards and shuffle them, each keeping their own pack. On the word *Go!* they each turn over their top card. If they are the same, the first pupil to say *Snap!* wins the cards (plus any others that haven't been won). If the cards are different, they each turn over the next card and play continues. The winner is the pupil who has the most cards at the end of the game.

Extension worksheet 1

- Pupils look at the pictures of clothing and match the item(s) with the pattern favoured by each character. They then use the information to write the appropriate questions and answers.

Key: 1 Whose is this? It's Maria's.

2 Whose are these? They're Daniel's.

3 Whose are these? They're Mark's.

4 Whose is this? It's Sara's.

5 Whose are these? They're Daniel's.

6 Whose is this? It's Sara's.

7 Whose is this? It's Maria's.

8 Whose is this? It's Mark's.

- **Optional follow-up activity:** Pupils work in groups of three. Pupil A draws another item with one of the four patterns, Pupil B asks the question and Pupil C answers. Pupils exchange roles.

Extension worksheet 2

- Pupils look at the jumbled sentences and rewrite them below in the correct order.
- Pupils listen to the story (Track 1.5) and check their work.


Key: See Pupil's Book, page 23.

- **Optional follow-up activity:** Pupils work in groups and play *Bingo!* They each draw a four by two grid in their notebooks and write eight of the words that they used in the sentence-ordering activity (without using any word more than once). One pupil acts as bingo caller (decided by throwing a six on a dice). The winner of the first game is the caller in the second game, etc.

Song worksheet

- You may wish to ask pupils to fold the page so that the lyrics are hidden. Pupils listen to the song (Track 1.6) and draw lines between the characters and the corresponding items of clothing. They then listen again to complete the answers and, finally, colour the clothes accordingly.
- **Optional follow-up activity:** Pupils work in groups. They think of an item of clothing and each draw and colour it. They show each other the pictures and Pupil A collects them all in, shuffles them and turns over the top picture. He/she asks Pupil B *Whose is this/are these ... (item of clothing)?* Pupil B answers *It's/they're ...'s*, then turns over the next picture and asks Pupil C. When all pupils have answered, they decide on a new item of clothing.

Reinforcement worksheet 1



Look and write.

1 a a e c r m

2 o t r o b

3 r o r y l


camera

4 k e t i

5 t h c w a

6 e c r m p o t u


m g e a



Reinforcement worksheet 2




Trace and write.



1 The ball
is Anna's.

2 The _____
is _____'s.

3 The _____
is _____'s.



4 The _____ is
_____ 's.

5 The _____
is _____ 's.

6 The _____
is _____ 's.

Extension worksheet 1



Match and write.



Sara



Daniel



Maria



Mark



1 Whose is this?
It's Maria's.

2 Whose are these?
They're

3 _____



4 _____

5 _____

6 _____



7 _____


8 _____

Extension worksheet 2



CD1

Order and write. Then listen.



1

this robot? Whose is

Whose is this robot?


2

your name? Hello. What's



3

talk. walk I I can can and



4

I can I spell. and talk can



5

it and can't Yes, fly. it is ...



6

'sorry', Maskman! please. Say

Song worksheet




Listen, write and colour. Sing.



What colour is the skirt?

The skirt is purple.



What colour are the shoes?

The shoes are _____.



What colour is the jacket?

The jacket is _____.



What colour are the trousers?

The trousers are _____.

fold

fold

Whose is this jacket? ...

What? That black jacket?

Yes, this black jacket.

Whose is this jacket?

It's John's. Oh!

Whose are these shoes? ...

What? Those blue shoes?

Yes, these blue shoes.

Whose are these shoes?

They're Sheila's. Oh!

Whose is this skirt? ...

What? That purple skirt?

Yes, this purple skirt.

Whose is this skirt?

It's Sue's. Oh!

Whose are these trousers? ...

What? Those brown trousers?

Yes, these brown trousers.

Whose are these trousers?

They're Tom's. Oh!